



Investigation of Warm Mix Asphalt Additives Using the Science of Tribology to Explain Improvements in Mixture Compaction

Sebastian Puchalski – Kraton Polymers

Prof. Hussain Bahia – University of Wisconsin-Madison

INTRODUCTION AND PROBLEM STATEMENT

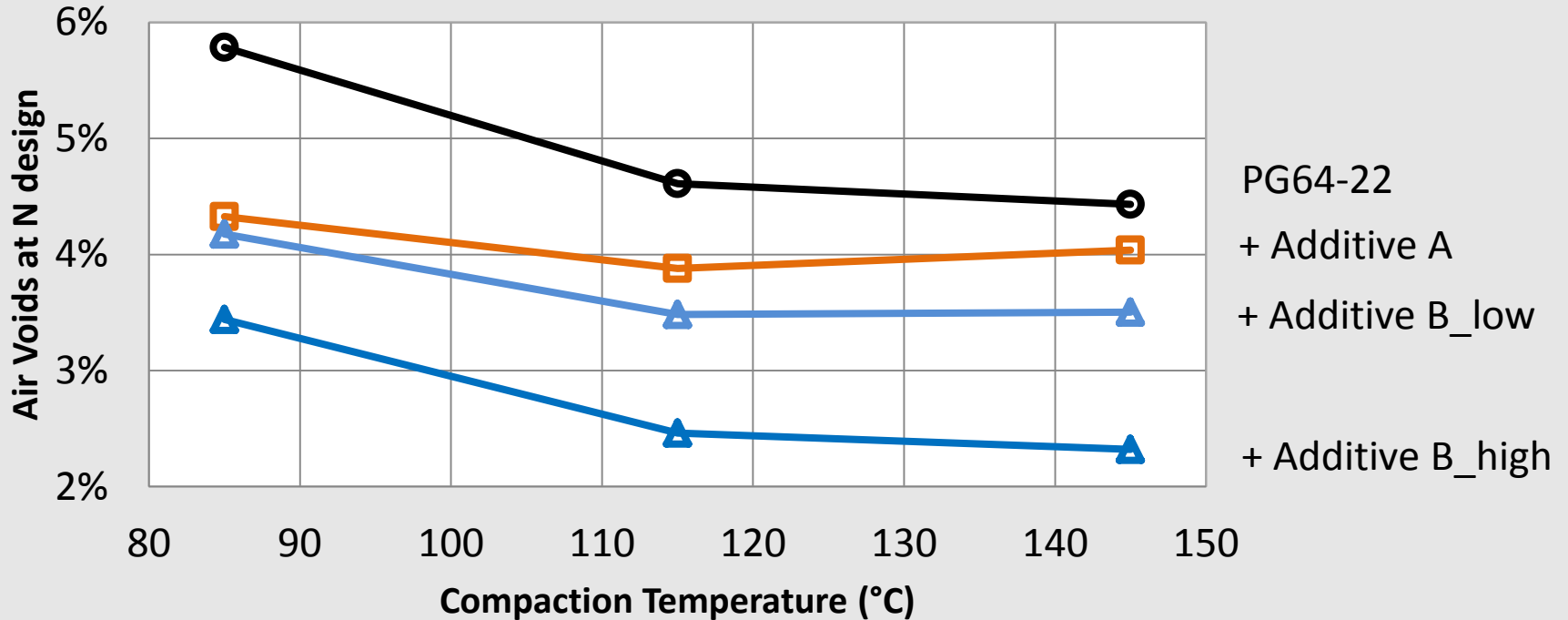
Introduction

- Good HMA compaction commonly translates into high mix density, which is related to pavement quality and durability.
- HMA compaction is a complex process. Yet, in terms of asphalt binder properties, only rotational viscosity is commonly associated with the mix compactibility.
- Warm Mix Asphalt (WMA) made its way into industry as a way to produce asphalt pavements at reduced mixing/construction temperatures.
- WMA effect can be achieved via:
 - Foaming asphalt
 - Reducing asphalt viscosity
 - Using chemical additives
- Chemical additive technologies may encompass categories such as surfactants or friction modifiers.

Problem statement

- While foaming and viscosity reduction technologies are generally understood in terms of their effect on HMA compaction, the chemical additive technologies are not.
- Objective of this presentation is to discuss a method which quantifies the lubricating effect of some chemical additives.

BACKGROUND DATA AND MATERIALS



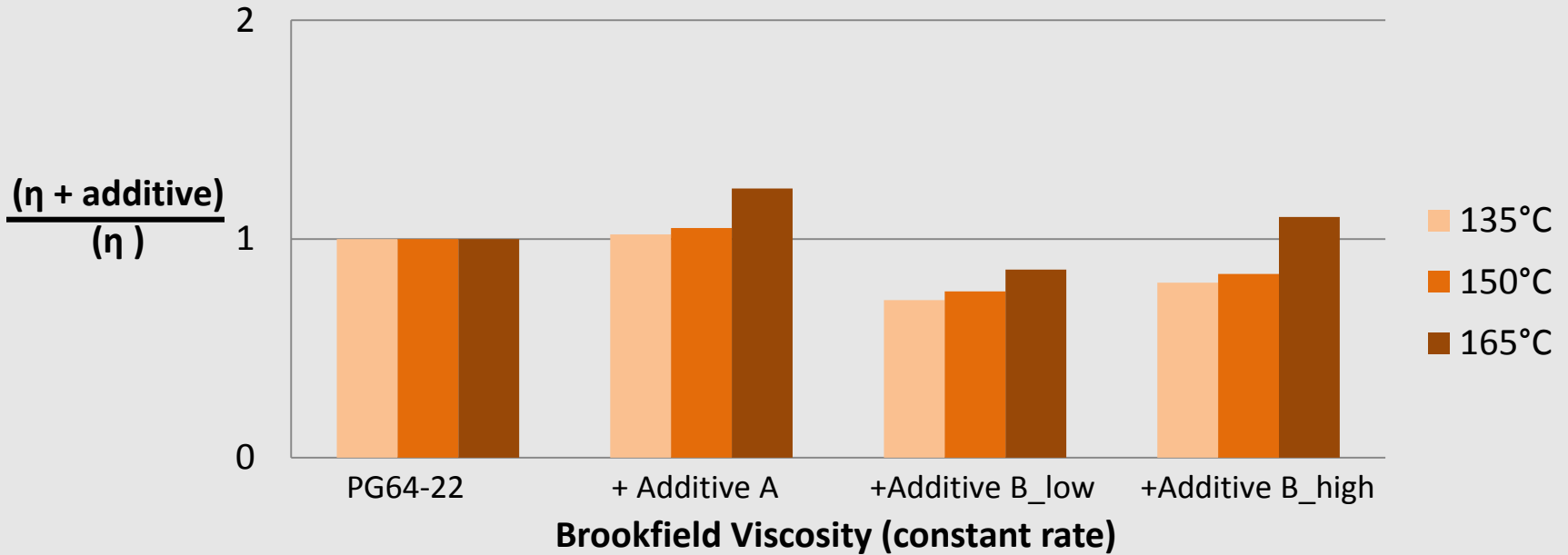
Mix summary:

- Wisconsin E-10 mix (for heavy traffic),
- Coarse granite gradation,
- 5% binder content (fixed)

Source: Hanz, Andrew, Phd Thesis, 2010, Pouya Teymourpour, PhD

VISCOSITY

Viscosity of binders presented in the previous slide is not equal. Yet the difference is not large and goes both ways!



Could the mentioned additives have a lubricating effect that is not captured via viscosity testing?

To answer such question we must defer to the field of tribology.

Source: Hanz, Andrew, Phd Thesis, 2010

TRIBOLOGY

According to Bhushan (2002) Tribo in Greek means rubbing.

According to Google rubbing is Τριβή /triví/ in Greek...

...hence trivialogy?

Goal: to understand the nature of interactions between two materials rubbing or sliding past each other and to understand the interfacial phenomena

The phenomena can be classified as:

- Friction
- Wear
- Adhesion

In order to minimize such phenomena lubricant of a sort is typically in order.

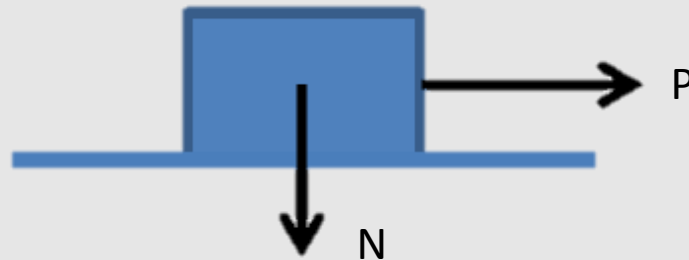
TRIBOLOGY

Linking tribology to asphalt mix compaction let's assume for now that:

- wear in form of aggregate chipping off is not an issue
- there are no appreciable adhesive tensile forces between aggregates (quite accurate)

Then, the only phenomenon we must deal with is friction.

Since we like to quantify things, let's use a coefficient of friction, μ .

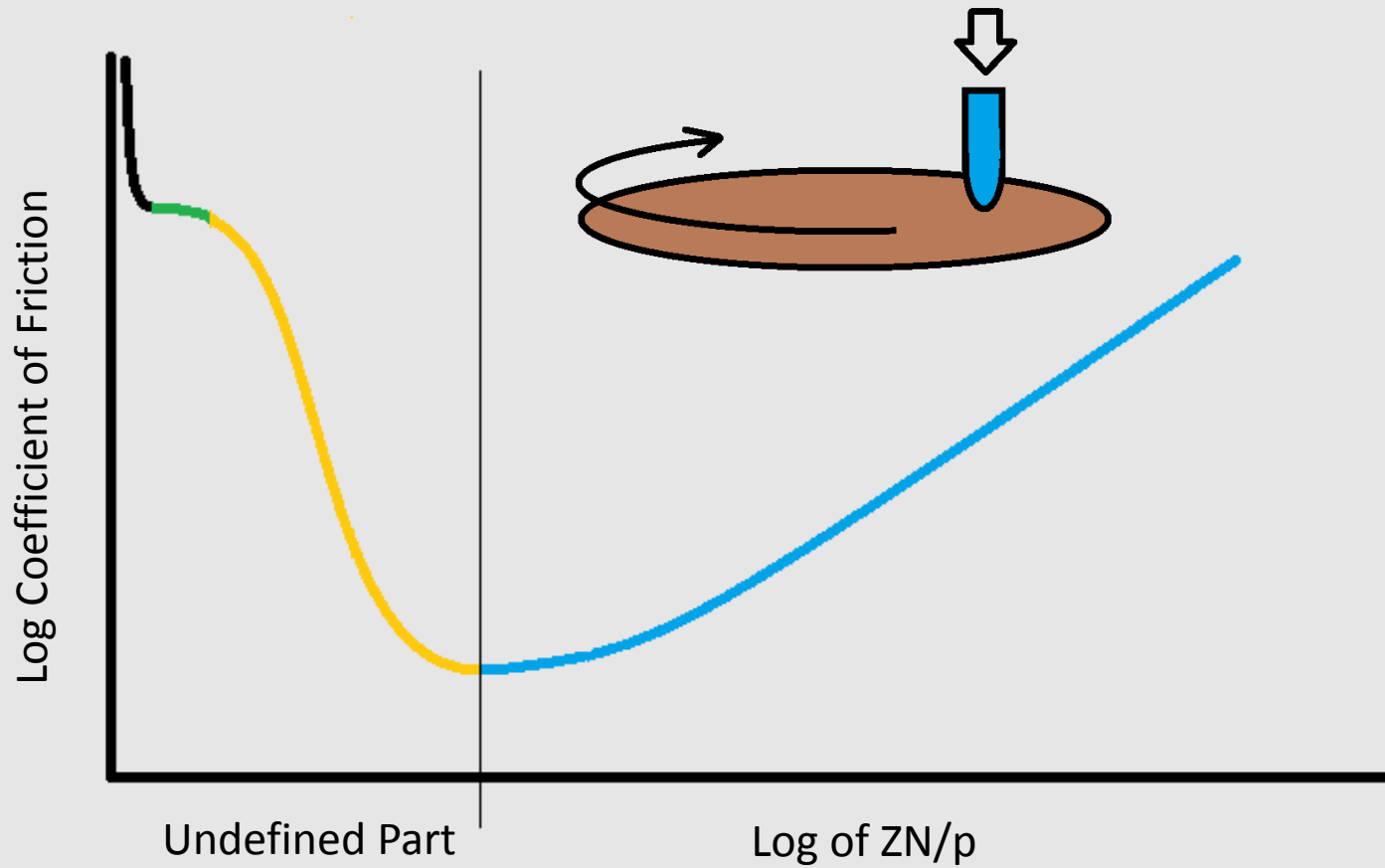


$$\mu = \frac{P}{N}$$

It is a simple ratio that can be easily measured.

Keep in mind that the ratio is a system property (depends on substrates and lubricant)

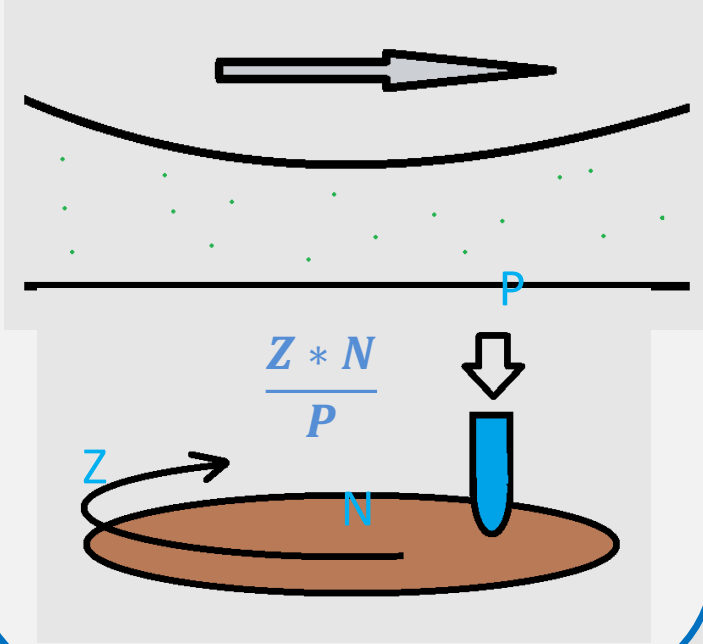
STRIBECK CURVE



Source: Rabinowicz, 2005, "Modern Tribology Text book, 2000.

Hydrodynamic

TRIBECK CURVE

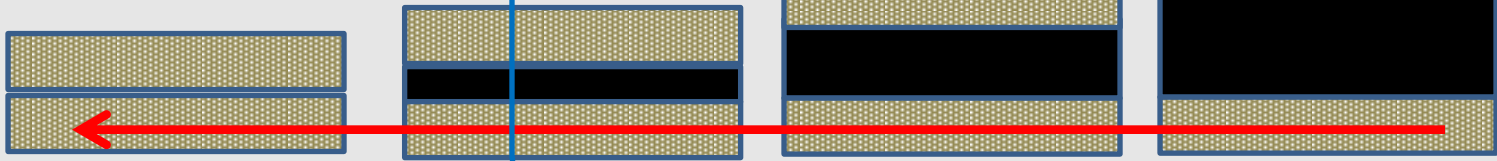


$$\frac{Z * N}{P}$$

Log Coefficient of Friction

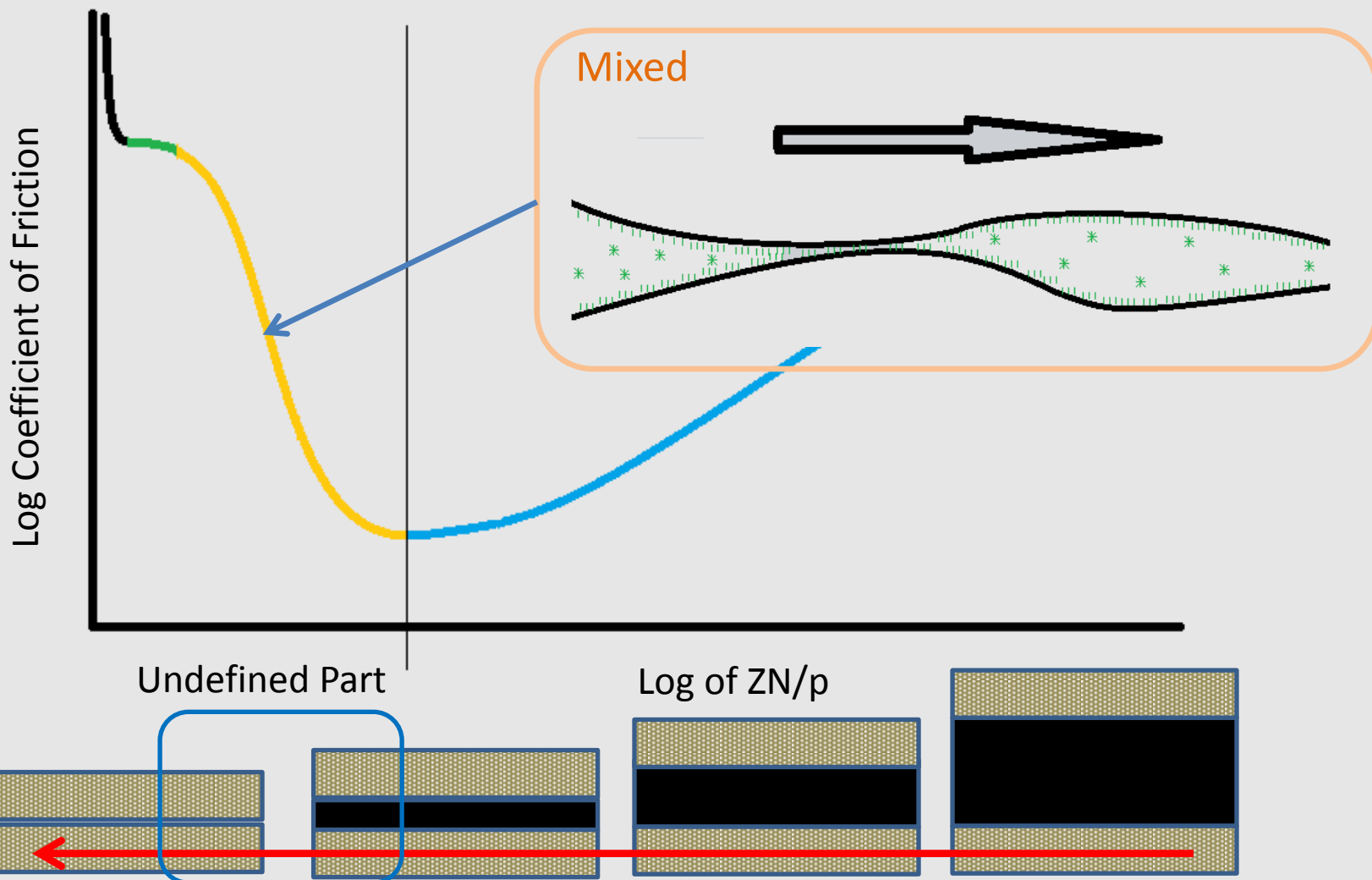
Undefined Part

Log of ZN/p



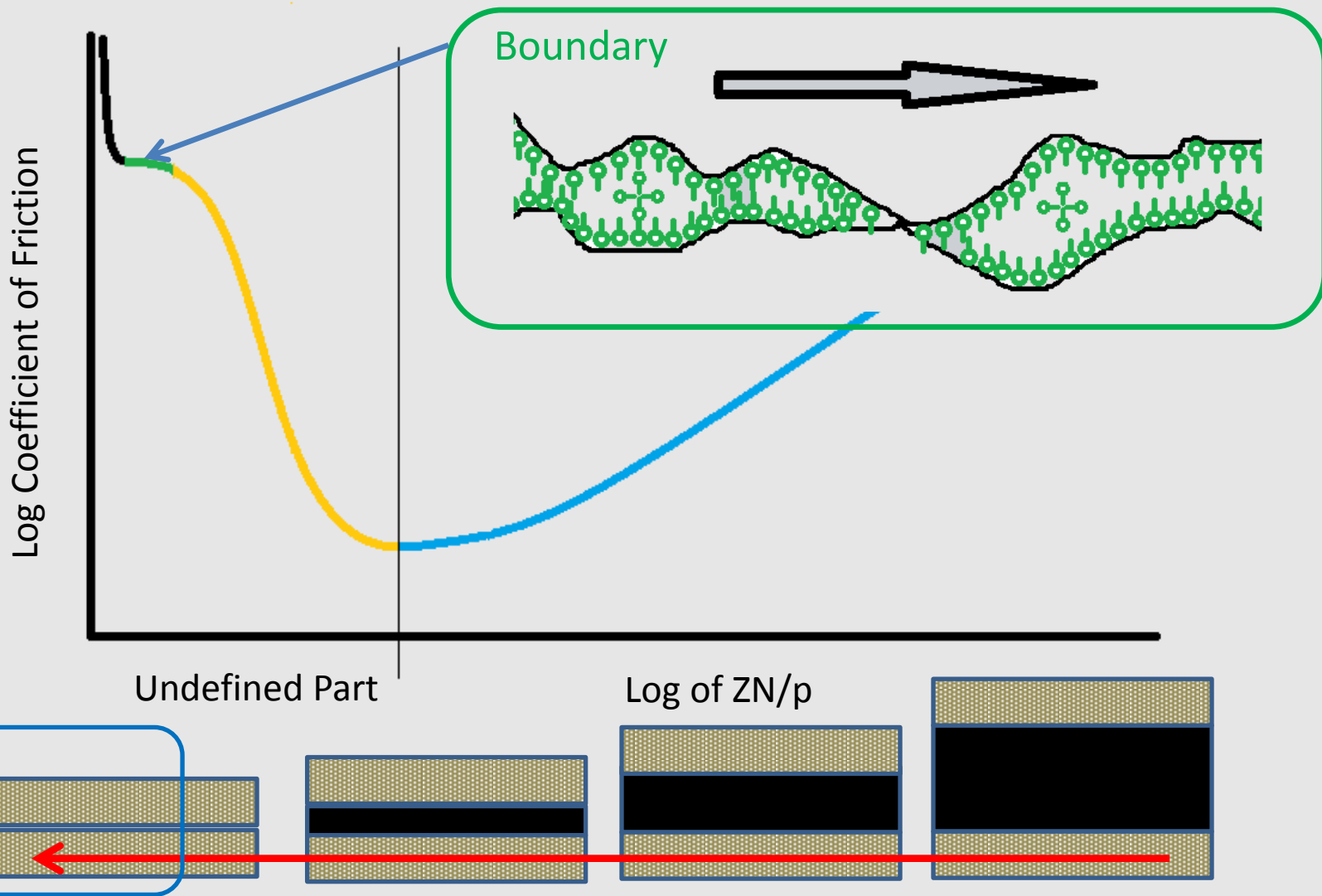
Source: Rabinowicz, 2005, "Modern Tribology Text book, 2000.

STRIBECK CURVE



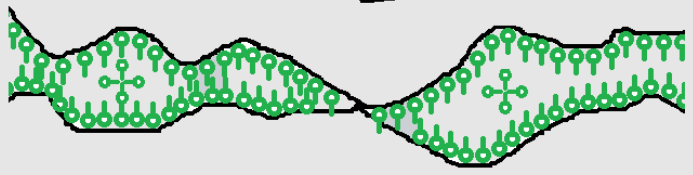
Source: Rabinowicz, 2005, "Modern Tribology Text book, 2000.

STRIBECK CURVE

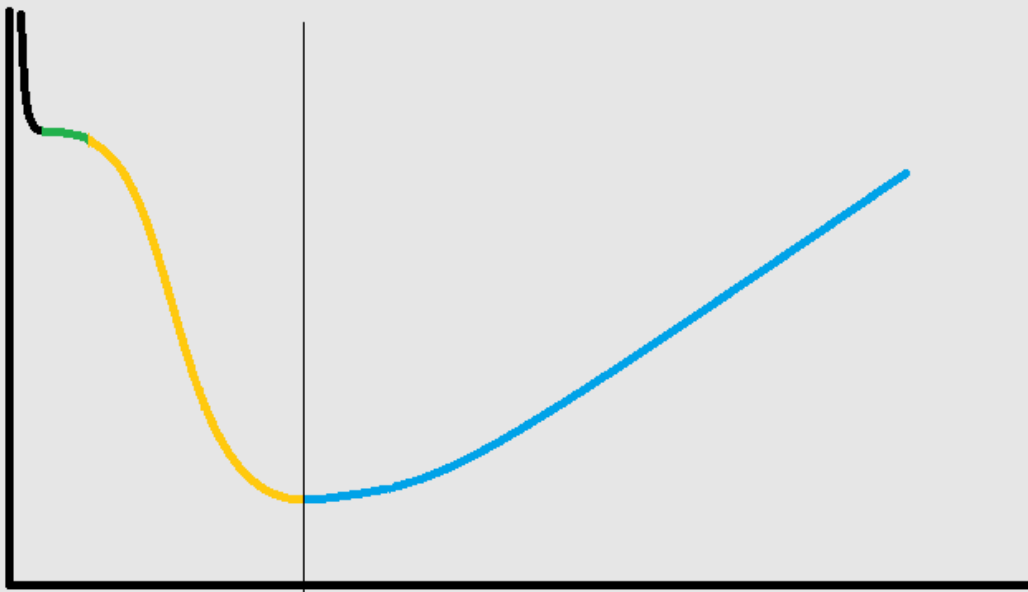


Source: Rabinowicz, 2005, "Modern Tribology Text book, 2000.

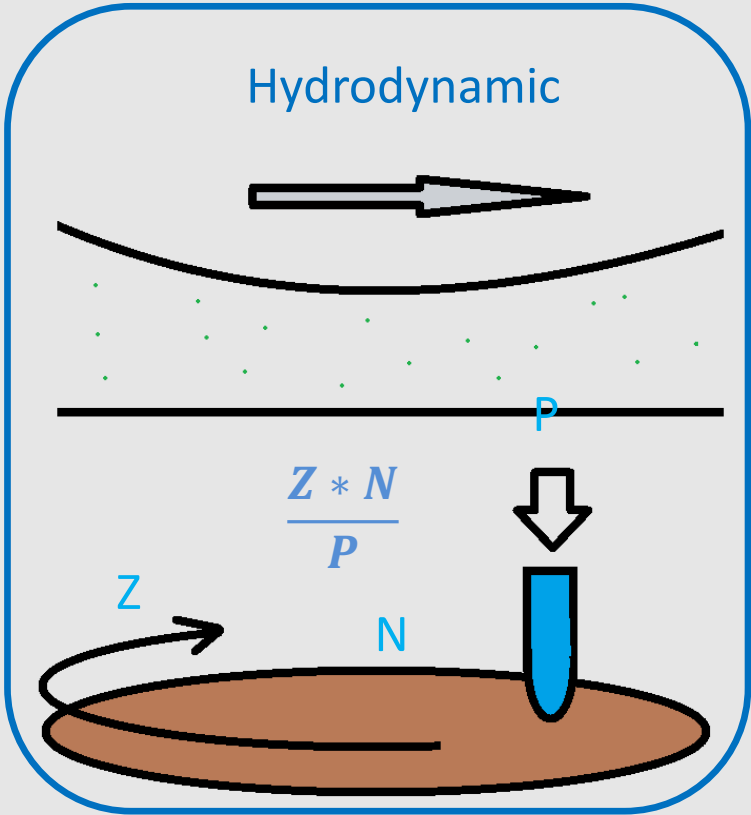
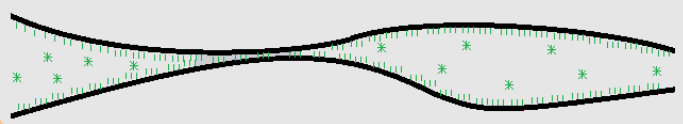
Boundary



RIEBECK CURVE



Mixed


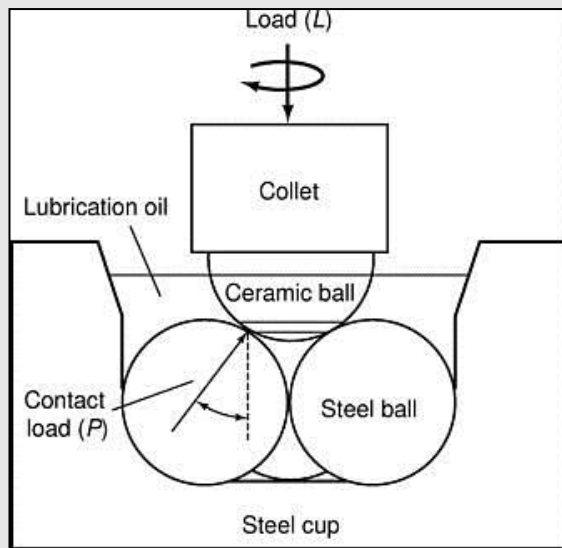


Source: Rabinowicz, 2005, "Modern Tribology Text book, 2000.

ASPHALT LUBRICITY TEST

Now the question is: What regime is most suitable to describe asphalt binder during mix compaction?

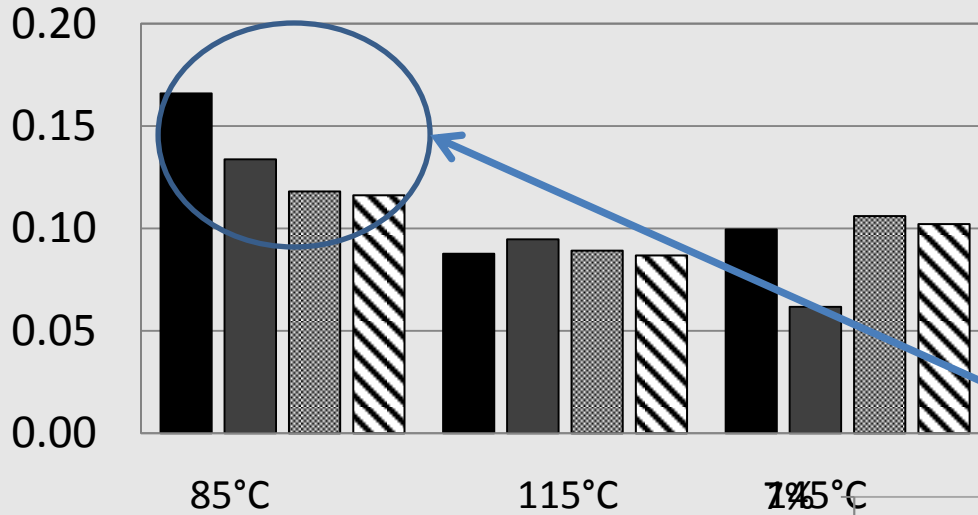
$$\mu = C \times \frac{T}{P \times d}$$



Source: Hanz, Faheem, Mohmoud, Bahia, 2010

ASPHALT LUBRICITY TEST

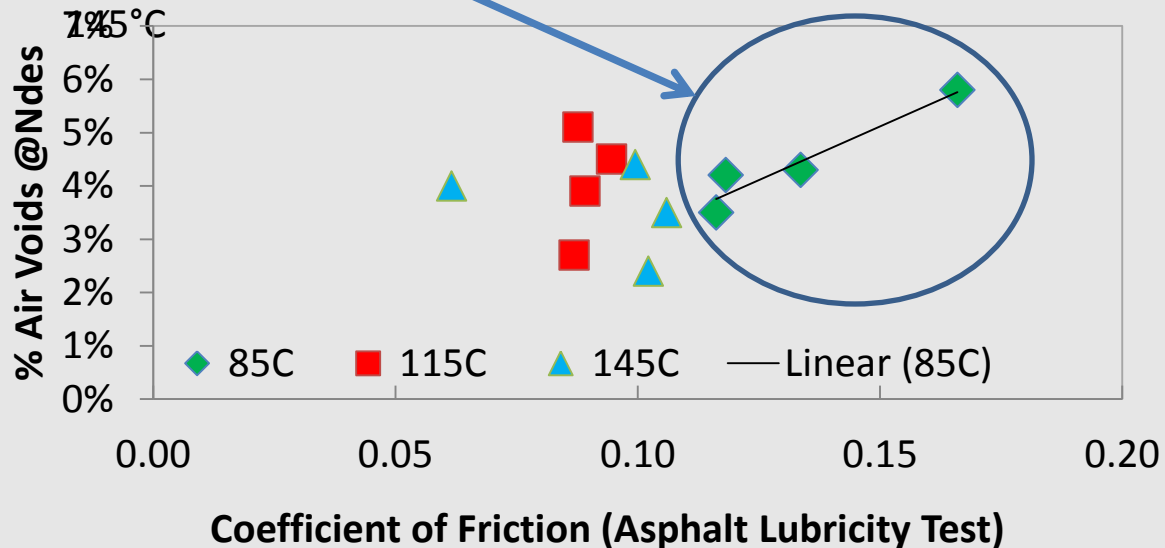
Hydrodynamic Coefficient of friction



Seems to provide good indication of relative ranking at relatively low mixing temperatures.
- hydrodynamic mode

Ranking:

1. Additive B_high
2. Additive B_low
3. Additive A
4. PG64-22

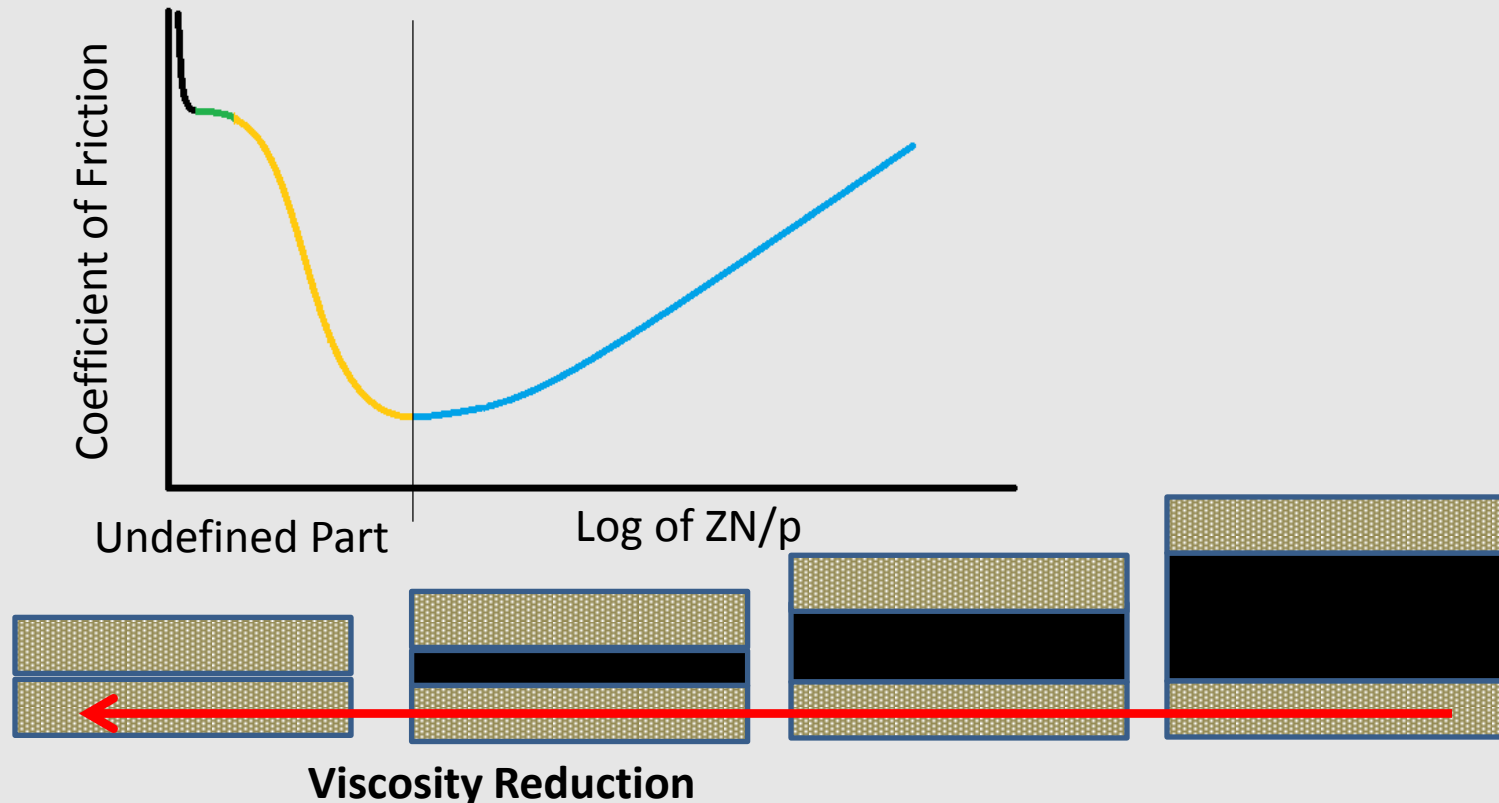


Source: Hanz, Andrew, PhD Thesis, 2010, Pouya Teymourpour, PhD

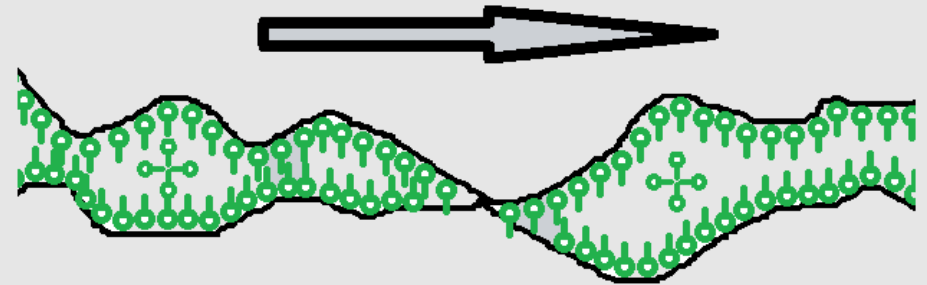
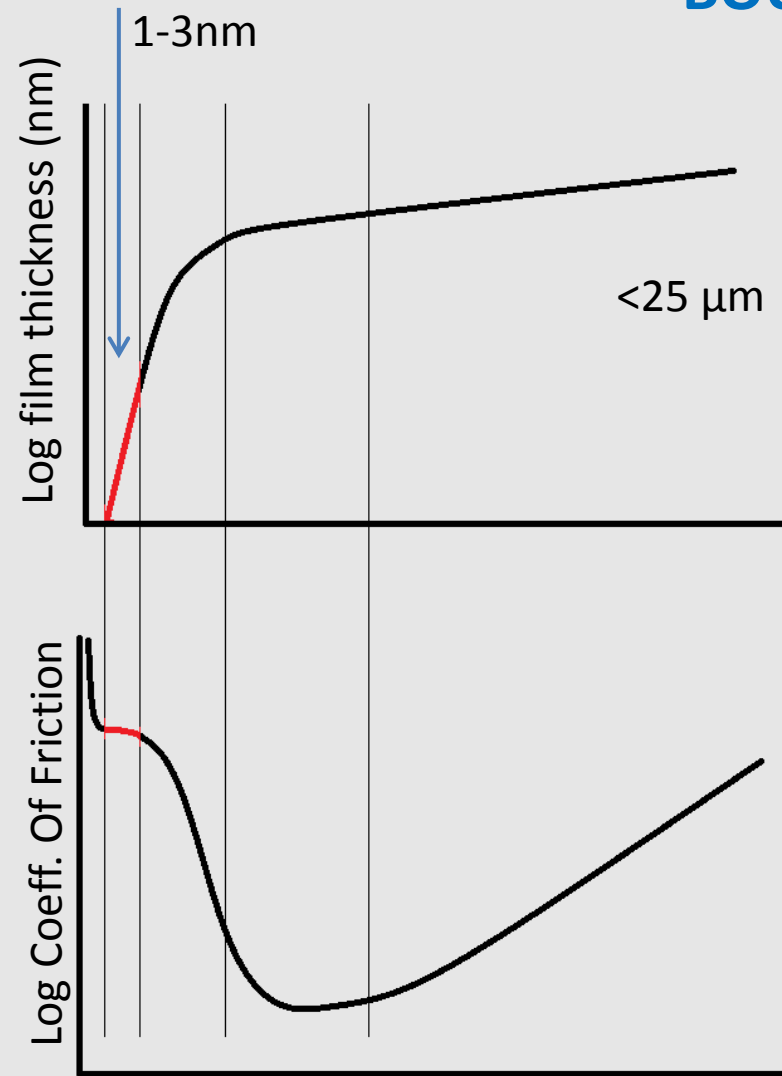
STRIBECK CURVE VS COMPACTION

Could it be because as mix temperatures rise, the aggregate/mastic particles start running into each other more often creating friction?

Also, as viscosity is reduced due to temperature climb, the Sommerfeld number naturally pushes the lubrication mode to the left of the Stribeck curve!



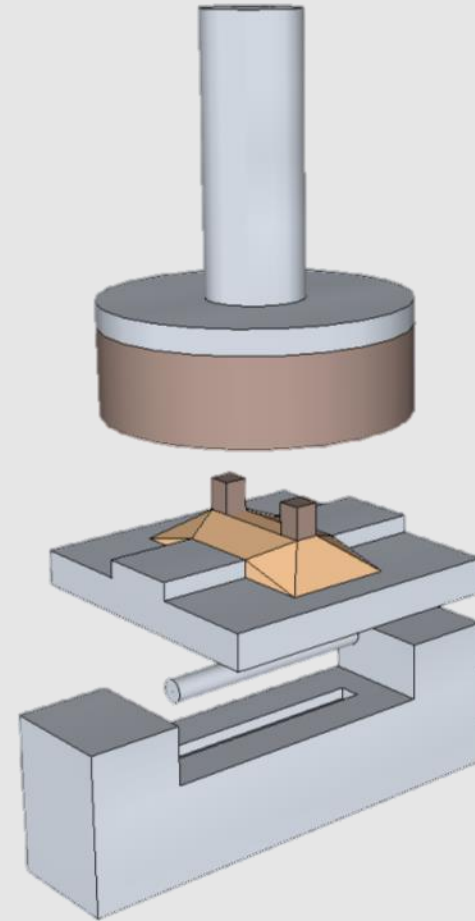
BOUNDARY REGIME



- Bulk flow properties of lubricant play little role
- Mono- and multimolecular films provide lubrication
- Important physical film properties: melting point, shear strength, hardness.
- Boundary lubricants form easily sheared film

Source: Bhushan, Bharat. *Introduction to Tribology*. New York: John Wiley & Sons, 2002.

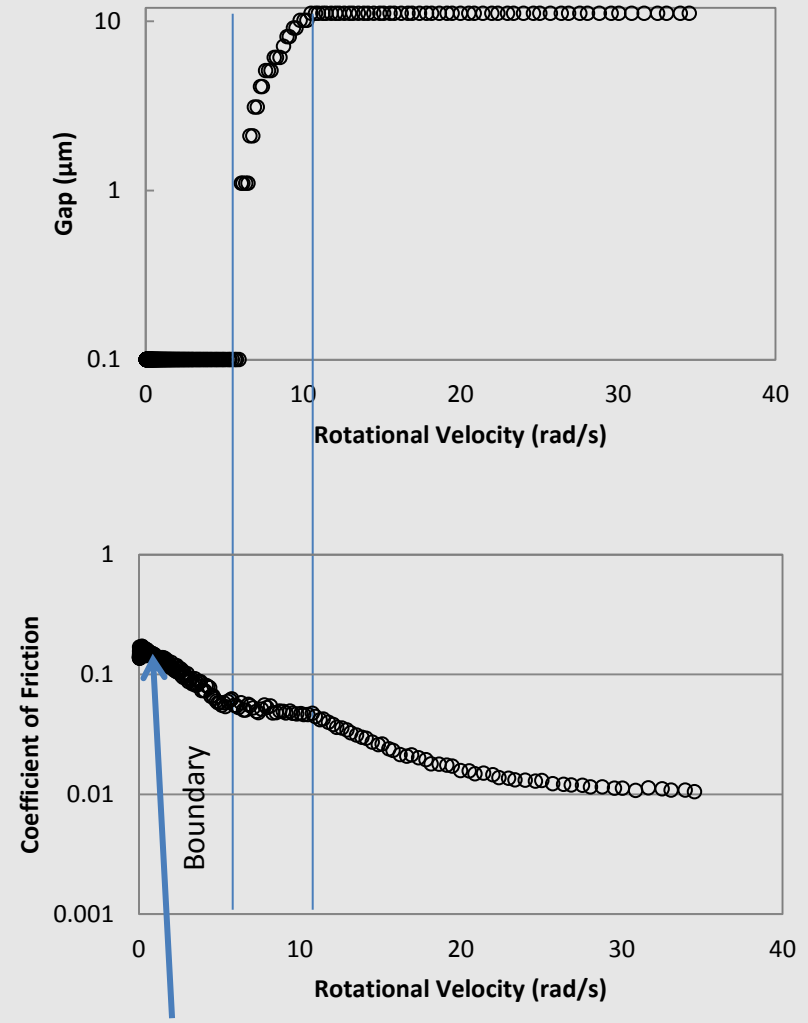
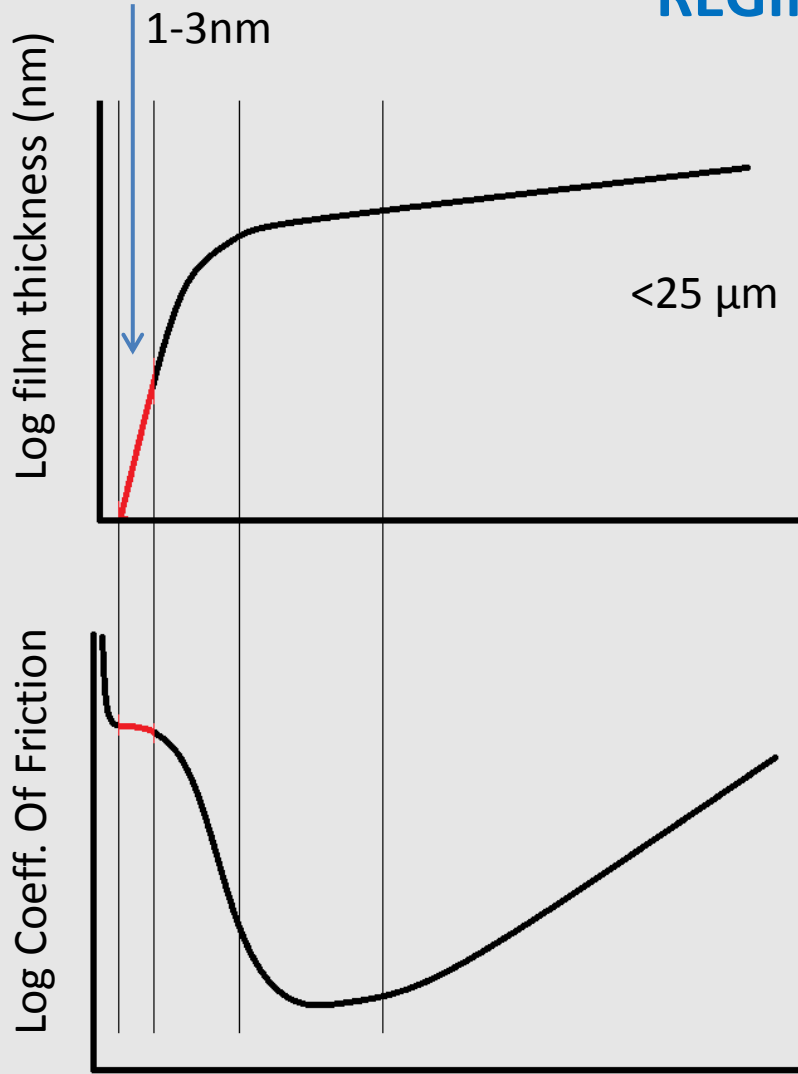
ASPHALT BOUNDARY LUBRICITY TEST



$$CoF = \frac{Torque}{Radius * Normal Force}$$

Source: Puchalski, 2012

REGIME VALIDATION

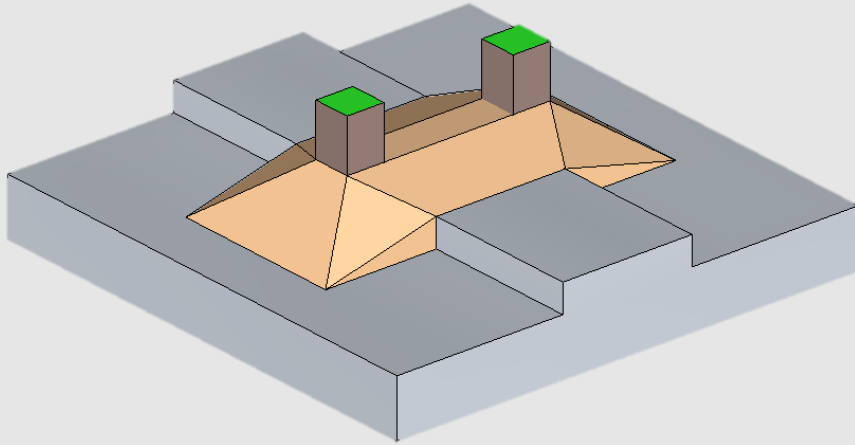


Constant Test Speed: 0.05 rad/s

Source: Bhushan, Bharat. *Introduction to Tribology*. New York: John Wiley & Sons, 2002.

SUBSTRATE TYPES

Contact Pressure Levels



100kPa, 500kPa, 1MPa

Aggregate types



Limestone

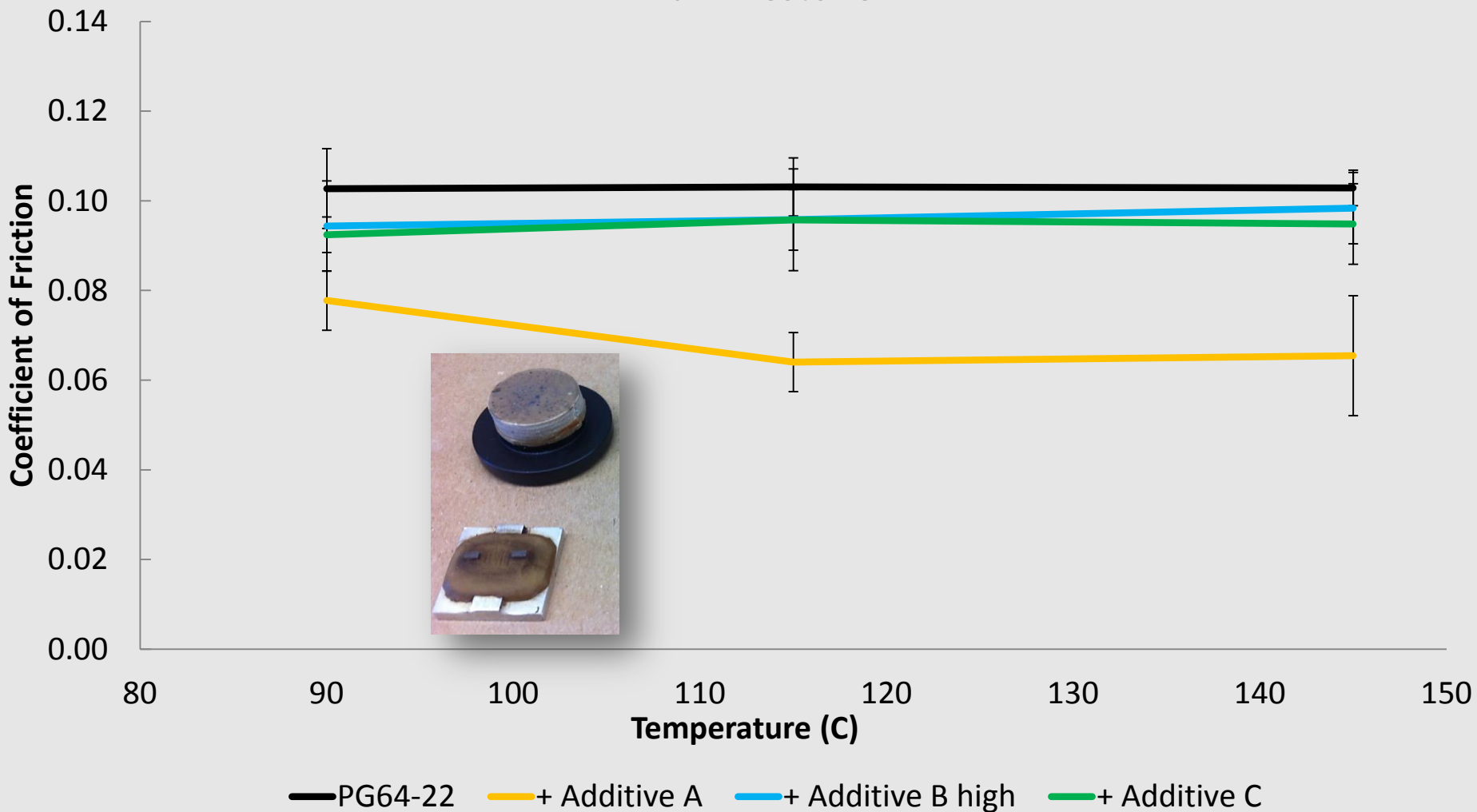
Granite

Temperature Levels

85°C, 115°C, 145°C

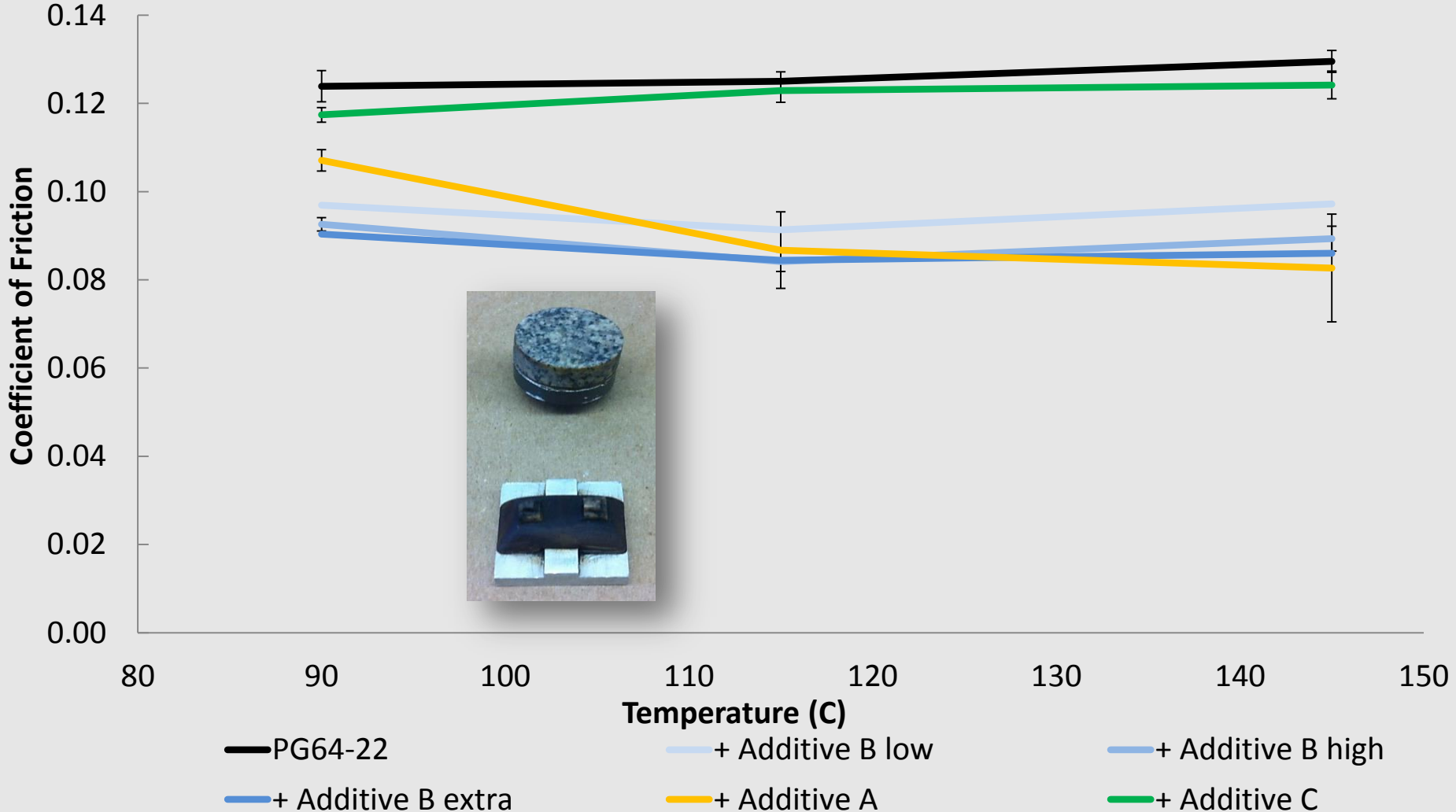
RESULTS

1 MPa Limestone



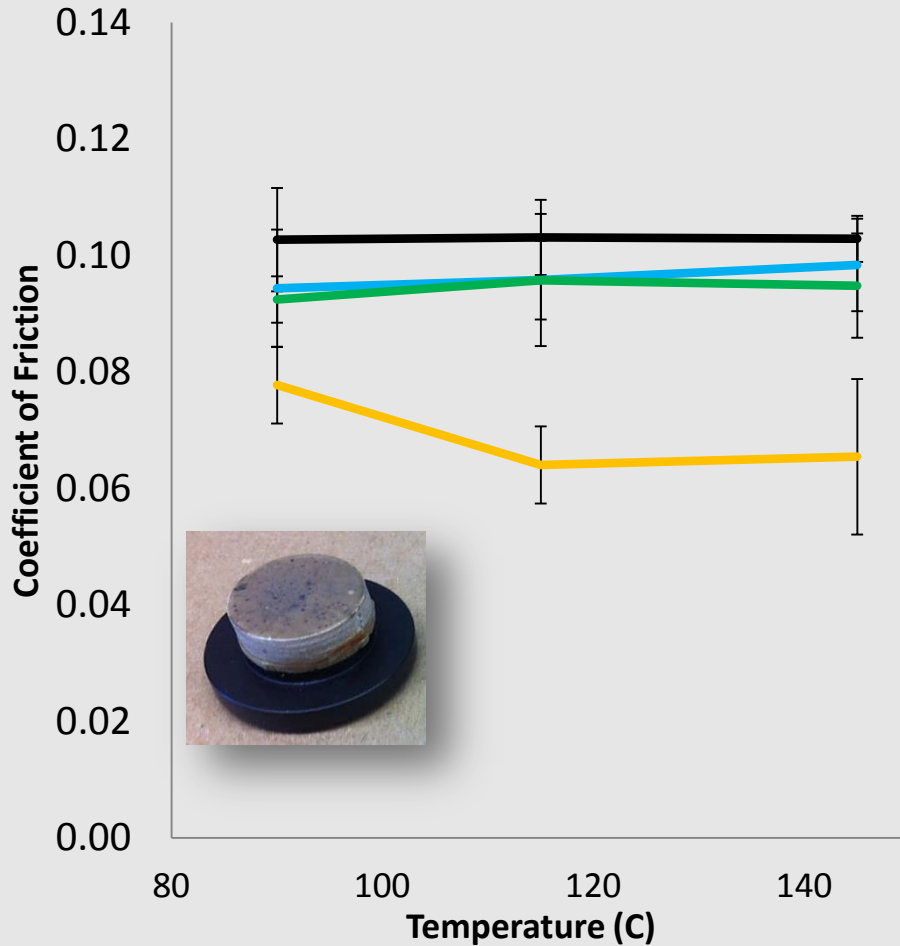
RESULTS

1 MPa Granite

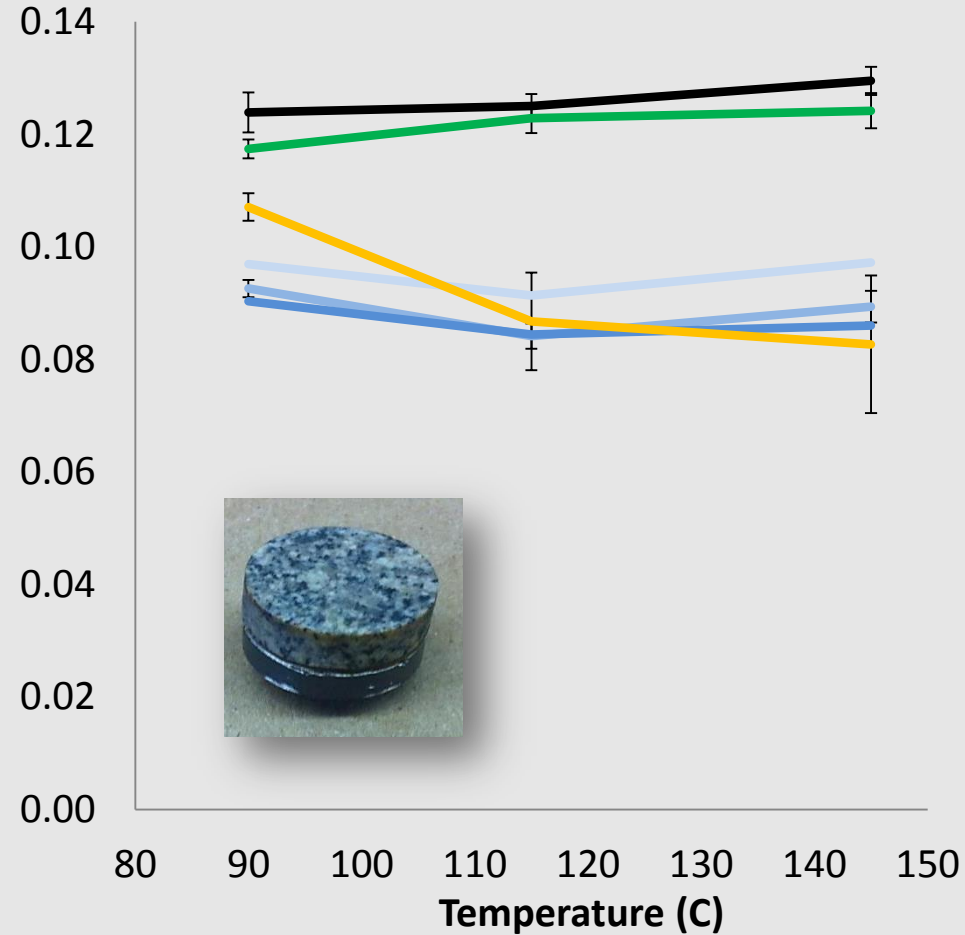


RESULTS

1 MPa Limestone



1 MPa Granite



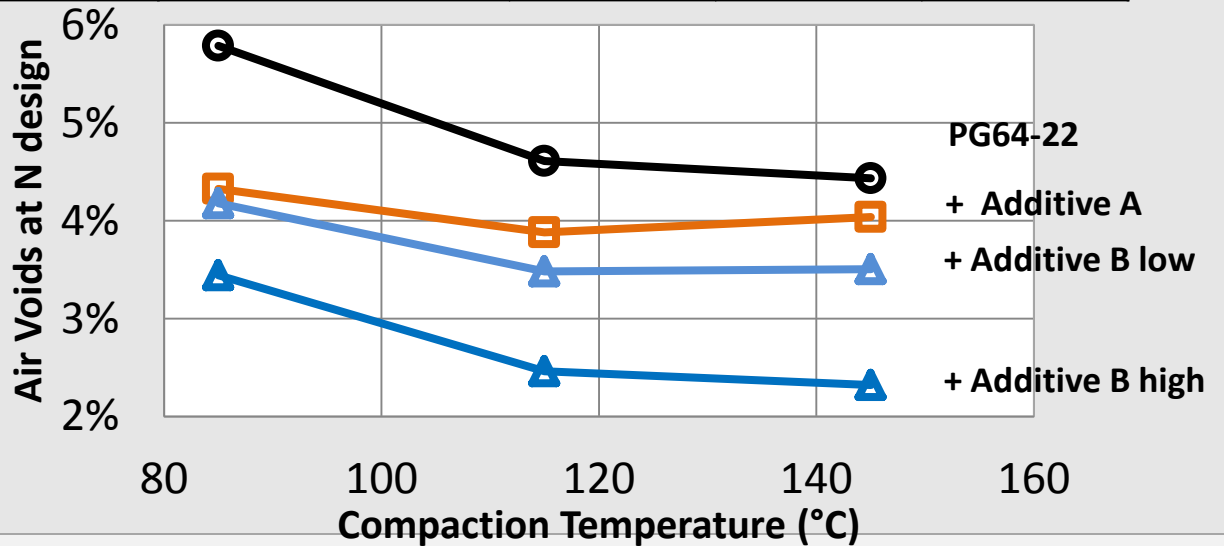
— PG64-22
 — + Additive B high
 — + Additive C
 — + Additive A

— PG64-22
 — + Additive B high
 — + Additive A
 — + Additive B low
 — + Additive B extra
 — + Additive C

MIXTURE CORRELATION

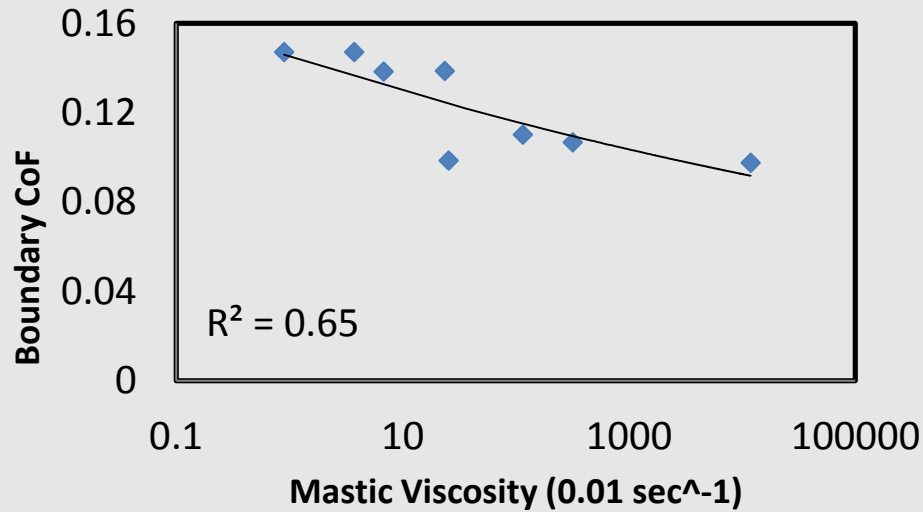
Temperature (°C)	Variable	PG64-22	Additive A	Additive B high	Additive B Low
145	Air Voids Ndes	4	3	2	1
	CoF 100kPa	4	1	2	3
	CoF 500kPa	4	1	3	2
	CoF 1MPa	4	1	3	2
115	Air Voids Ndes	4	3	2	1
	CoF 100kPa	4	1	3	2
	CoF 500kPa	4	1	3	2
	CoF 1MPa	4	2	3	1
85	Air Voids Ndes	4	3	2	1
	CoF 100kPa	4	1	2	3
	CoF 500kPa	4	3	2	1
	CoF 1MPa	4	3	2	1

Gradation: Coarse
 Aggregate: Granite
 Base binder: PG64-22
 Binder content: 5%

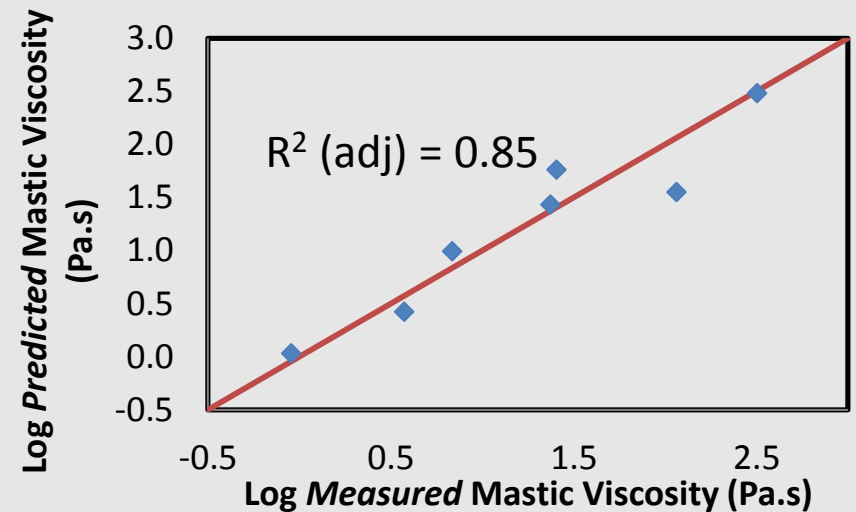


MASTIC VISCOSITY CORRELATION

Mastic Viscosity – Boundary CoF 1 MPa



Measured – Predicted Mastic Viscosity



→ + Binder Viscosity = →

Best Subsets Regression:

$$\text{Log}(\text{Mastic Viscosity}) = 5.23 + 0.829 \text{Log}(\text{Binder Viscosity}) - 33 \text{Boundary CoF}$$

Partial data source : Sefidmazgi, N. R., Teymourpour, P., Bahia, H. U.

OBSERVATIONS

- Asphalt binder may act as a lubricant
- Boundary lubrication regime has little dependence on lubricant's viscosity as opposed to hydrodynamic regime

Coefficient of friction

- Boundary lubrication regime as evaluated in the test, showed to be sensitive to the presence of WMA additives
- Coefficient of friction in boundary regime is dependent on aggregate substrate type
- Boundary and hydrodynamic lubrication are factors in asphalt mix compaction
- Boundary coefficient of friction cannot be directly related to improvements in mixture compaction . It may serve, though, as an additional tool to help understand and evaluate WMA behavior.

WMA additives

- WMA additives may improve boundary coefficient of friction
- Certain WMA additives may improve the boundary CoF regardless of aggregate substrate type, while others may only work with a specific mineralogy

Mastic viscosity

Mastic viscosity can be modeled as a function of boundary lubrication and binder viscosity.

CONCLUSIONS

- Warm mix additives affect asphalt concrete compaction
- It is important to look at asphalt as a lubricant at compaction temperatures
- Lubricating effect of warm mix additives cannot be solely captured through viscosity testing. Tribology should be used instead.

ACKNOWLEDGEMENTS AND REFERENCES

- Dr. Andrew Hanz
- Dr. Nima Sefidmazgi
- Dr. Pouya Teymourpour

References

Bhushan, Bharat. *Introduction to Tribology*. New York: John Wiley & Sons, 2002.

Hanz, Andrew. "Quantifying the Impacts of Warm Mix Asphalt on Constructability and Performance." *PhD Thesis*. Madison: University of Wisconsin – Madison, 2012.

Hanz, Andrew, Ahmed Faheem, Enad Mahmoud, and Hussain U Bahia. "Measuring Effects of Warm Mix Additives Using a Newly Developed Asphalt Binder Lubricity Test for the DSR." *Transportation Research Record*, 2010: 85-92.

Rabinowicz, Ernest. *Friction and Wear of Materials*. New York City: John Wiley & Sons, Inc., 1995.

Puchalski, S. Investigation of Warm Mix Asphalt Additives Using the Science of Tribology to Explain Improvements in Mixture Compaction. Master of Science Thesis, Madison, WI, 2012.

Sefidmazgi, N. R., Teymourpour, P., Bahia, H. U. "Effect of Particle Mobility on Aggregate Structure Formation in Asphalt Mixtures," *Journal of the Association of Asphalt Paving Technologists*, Vol. 82, 2013, pp. 16-34."

LEGAL DISCLAIMER

For more information, please call 1-800-4-KRATON, or e-mail info@kraton.com

Kraton Performance Polymers, Inc. believes the information set forth herein to be true and accurate, but any recommendations, presentations, statements or suggestions that may be made are without any warranty or guarantee whatsoever, and shall establish no legal duty on the part of any Kraton Polymers affiliated entity. **The legal responsibilities of any Kraton Polymers affiliate with respect to the products described herein are limited to those set forth in Kraton's conditions of sale or any effective sales contract. Kraton does not warrant that the products described herein are suitable for any particular uses, including, without limitation, cosmetics and/or medical uses. Persons using the products must rely on their own independent technical and legal judgment, and must conduct their own studies, registrations, and other related activities, to establish the safety and efficacy of their end products incorporating any Kraton products for any application.** Nothing set forth herein shall be construed as a recommendation to use any Kraton product in any specific application or in conflict with any existing patent rights. Kraton reserves the right to withdraw any product from commercial availability and to make any changes to any existing commercial or developmental polymer. **Kraton expressly disclaims, on behalf of all Kraton affiliates, any and all liability for any damages or injuries arising out of any activities relating to the use of any information set forth in this publication, or the use of any Kraton products.**

This publication includes "forward-looking statements," which are statements other than statements of historical fact and are often characterized by the use of words such as "believes," "expects," "estimates," "projects," "may," "will," "intends," "plans" or "anticipates," or by discussions of strategy, plans or intentions. All forward-looking statements in this publication are made based on management's current expectations and estimates, which involve risks, uncertainties and other factors that could cause results to differ materially from those expressed in forward-looking statements. These risks and uncertainties are more fully described in "Part I. Item 1A. Risk Factors" contained in our Annual Report on 10-K, as filed with the Securities and Exchange Commission and as subsequently updated in our Quarterly Reports on Form 10-Q. We hereby make reference to all such filings for all purposes. Readers are cautioned not to place undue reliance on forward-looking statements. We assume no obligation to update such information.

Kraton, the Kraton logo and design, the Cariflex logo, Cariflex, Nexar and the Giving Innovators Their Edge tagline and, in some cases, their expression in other languages, are trademarks of Kraton Performance Polymers, Inc. and are registered in many countries throughout the world.

©2015 Kraton Performance Polymers, Inc. All rights reserved.